

# **Ten-Year Plan To Reduce Homelessness in Chelan & Douglas Counties**



**December 2005**

**Funded in part through funds generated by HB 2163**

# ACKNOWLEDGEMENTS

The following are acknowledged and thanked for their leadership and contributions in the development of the Ten-Year Plan to Reduce Homelessness in Chelan & Douglas Counties.

## ***County & City Leadership***

Ron Walter, Chelan County Commissioner  
Keith Goehner, Chelan County Commissioner  
Buell Hawkins, Chelan County Commissioner  
Ken Stanton, Douglas County Commissioner  
Dane Keane, Douglas County Commissioner  
Mary Hunt, Douglas County Commissioner  
Dennis Johnson, Wenatchee Mayor  
Steve Lacy, East Wenatchee Mayor

## ***Staff***

Cathy Mulhall, Chelan County Administrator  
David Stalhiem, City of Wenatchee Community Development Director  
Allison Williams, City of Wenatchee Executive Services Director  
Lori Barnett, City of East Wenatchee Community Development Director

## ***Consultants for the Ten-Year Plan***

*CC Consulting*  
Roxi Nanto  
Harvey Nanto

## ***Homeless Housing Plan Task Force***

Cathy Mulhall	Bob Soule
Mary Hunt	John Black
Lori Barnett	Stephanie Hood
David Stalheim	MaryAnne Preece
Allison Williams	Debbie Schomer
Jim Colvin	Darlene Henson
Alicia McRae	Ruth Esparza
Phoebe Nelson	Gilberto Alaniz
Jan Berg	Randal Reddell
Sam Lankhaar	Pastor Bob Shepard
Tamera Ramey	Leta J. Weyenberg
Lisa Romine	

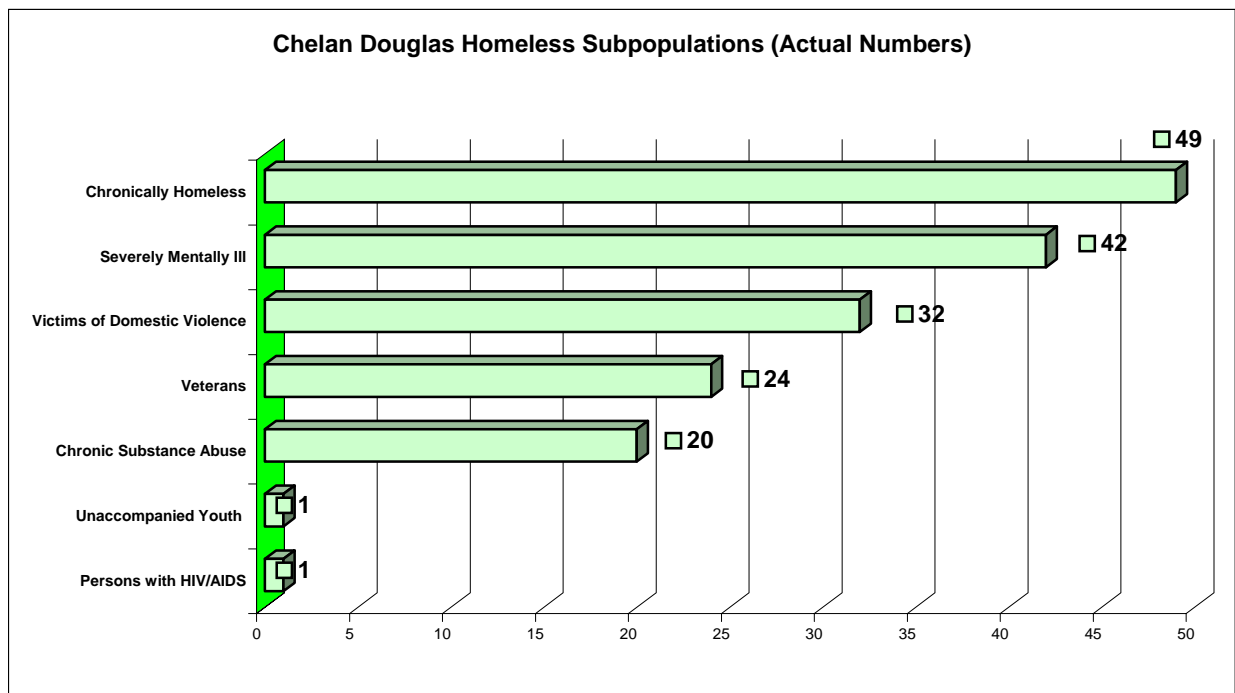
# Ten-Year Plan to Reduce Homelessness in Chelan & Douglas Counties

## Local Problem of Homelessness

Chelan and Douglas Counties have a number of agencies, faith-based organizations, non-profits, and organizations that have made significant effort and achievements to reduce homelessness in their region. There is strong articulation and collaboration between these groups. Despite those efforts, a significant number of families and individuals remain homeless.

Chelan and Douglas Counties combine their data and efforts on homeless. The data collection, while extensive, is not complete due to the rural and remote regions of the counties that are not included in many of the traditional counts. The HUD McKinney January 2005 point-in-time or PIT count only included shelter organizations' reports of persons in shelters and did not include a street count. Additionally, the only food bank open at that time of year was in a small outlying area of Orondo and most people utilizing the food bank reported an address. Considering that information, the count of homeless revealed:

- 231 homeless persons including 130 homeless persons in families with children.
- 29 percent are chronically homeless (on the streets for 1+ year or cyclical repeated bouts of homelessness)
- 25 percent suffer from severe mental illness
- 19 percent are victims of domestic violence
- 14 percent are veterans
- 12 percent suffer from chronic substance abuse



In addition to the above HUD McKinney PIT count, the region has unique subpopulations including Homeless Youth and Farm workers that have not been adequately identified or represented in the annual count. The region has experienced a significant number of aging mobile home parks that are closing and require immediate attention in order to prevent a significant number of families from becoming homeless.

### ***Definition of “Homeless”***

The *Homelessness Housing and Assistance Act, RCW 43.185C or House Bill 2163*, in Section 3(3), defines a homeless person as:

“...an individual living outside or in a building not meant for human habitation or which they have no legal right to occupy, in an emergency shelter, or in a temporary housing program which may include a transitional and supportive housing program if habitation time limits exist. This definition includes substance abusers, mentally ill people, and sex offenders who are homeless.”

### ***Included in the Annual Homeless Count***

The annual HUD McKinney point-in-time (PIT) count includes “persons living in emergency or transitional housing, in abandoned buildings, cars, parks, sidewalks/streets or outside”.

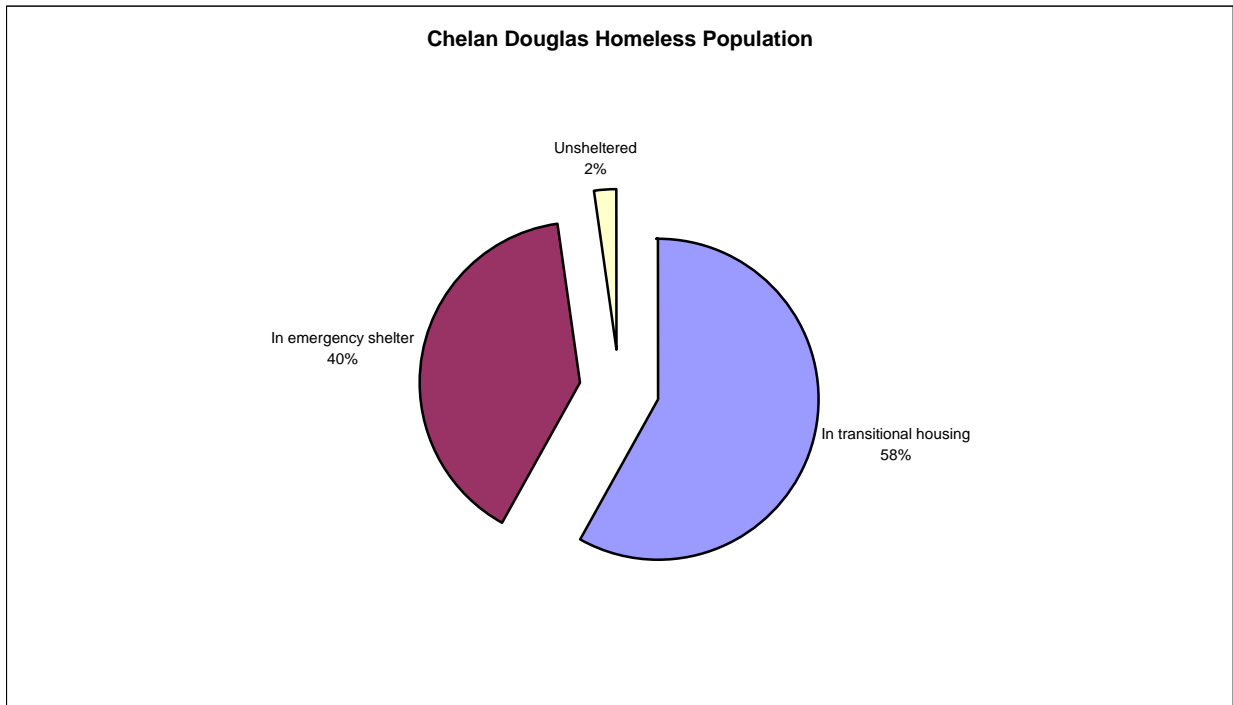
*House Bill 2163* is flexible and provides broad authority in allowing services to meet specific local needs. Persons living with relatives or friends typically referred to as being “doubled-up” or “couch surfing,” do not meet the definition of homeless under the Act. As such, there will be no requirement to count these individuals. An optional category of “doubled up” may be added as a separate category and would be eligible for services. Also eligible for services are “Persons at-risk of homelessness” such as:

- Persons being evicted within a week from a private dwelling unit or leaving an institution, such as a mental health or substance abuse treatment facility or a jail/prison with no subsequent residence identified and lacking the resources needed to obtain housing;
- Persons fleeing domestic or family violence with no subsequent safe residence identified and lacking the resources needed to obtain such housing;
- Persons living on the streets or in emergency shelter but is spending a short time (up to 30 consecutive days) in a hospital or other institution;
- Persons who would otherwise be living on the streets or in an emergency shelter.

The Act provides broad authority to local governments to define whom they need to serve in their region in order to reduce or prevent homelessness. While flexible, funded activities should ultimately improve the performance measures of the number of homeless persons counted annually in the HUD McKinney PIT count.

## *Chelan Douglas Homeless (2005 Annual Count)*

The local Continuum of Care shelter and service providers have a strong and efficient alliance that has helped many homeless persons and households. In spite of their efforts to provide housing, other survival needs and intervention services for substance abuse, mental health, domestic violence, health care, employment, and education, some individuals and families still end up back on the street.



Source: HUD McKinney January 2005 Point In Time Count

Due to the time of year that the annual count is taken and the cold inclement weather in the Chelan and Douglas Counties' region during that time, the number of unsheltered appears lower than it generally is at other times throughout the year. Additionally, the HUD McKinney January 2005 point-in-time or PIT count only included shelter organizations' reports of persons in shelters and did not include a street count.

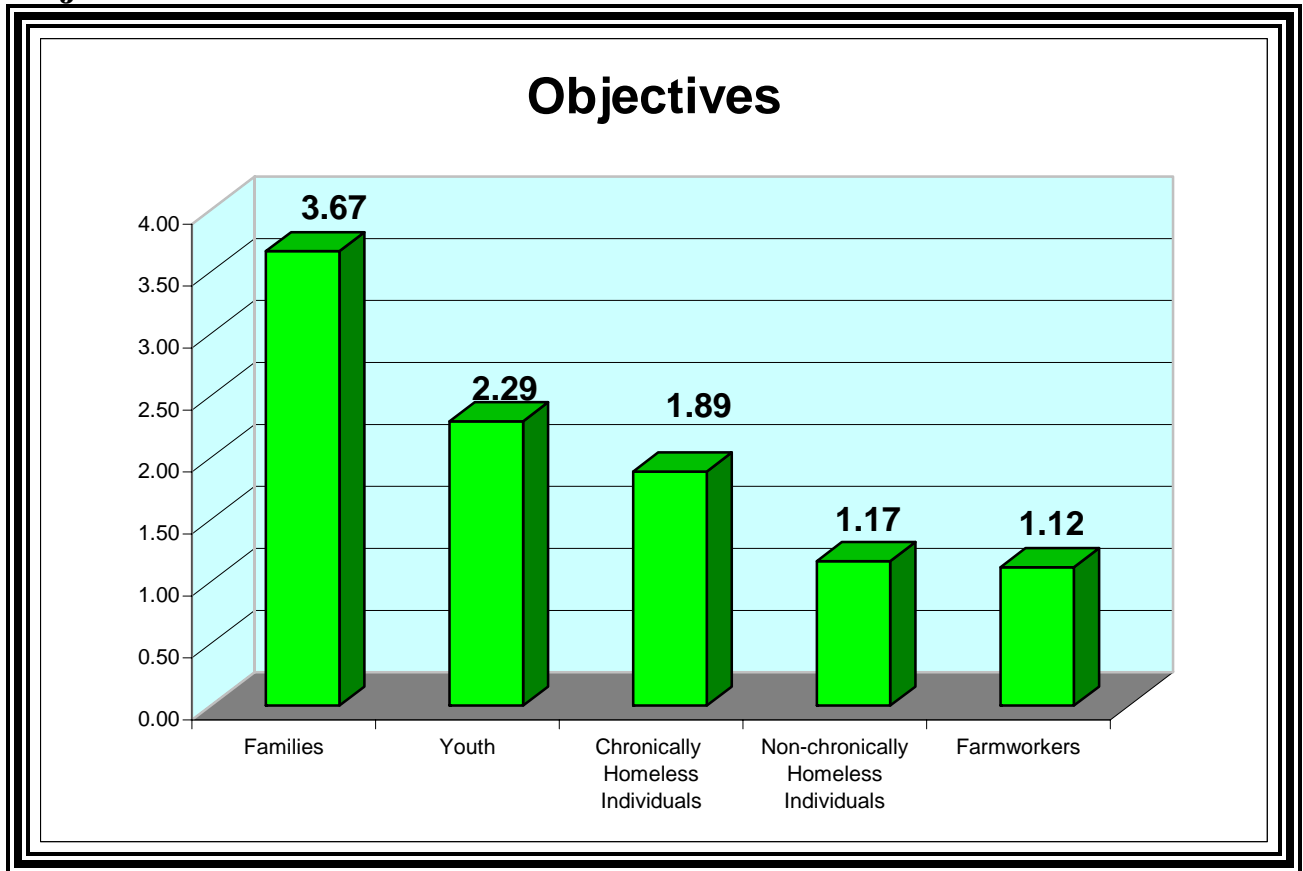
In mid-2005, the local providers began a process to draft a ten-year vision and action plan to identify where to focus efforts to reduce homeless by 50 percent over the next ten years. The community-based effort included homeless or previous homeless individuals, service providers, housing providers and developers, school districts and the Educational Service District, law enforcement, children's advocacy, United Way, Regional Services Network, shelter and survival providers, hospital administration, faith based organizations, as well as government, business and civic leaders.

## The Goal of the Chelan Douglas Ten-Year Homeless Housing Plan

The goal of the Ten-year Homeless Housing Plan is to reduce homelessness by 50 percent in Chelan and Douglas Counties.

During the community-based planning process, community leaders and providers were asked to prioritize local needs. The input from this planning process will assist the Homeless Housing Task Force as they determine critical needs when distributing funds. The following summarizes the survey results.

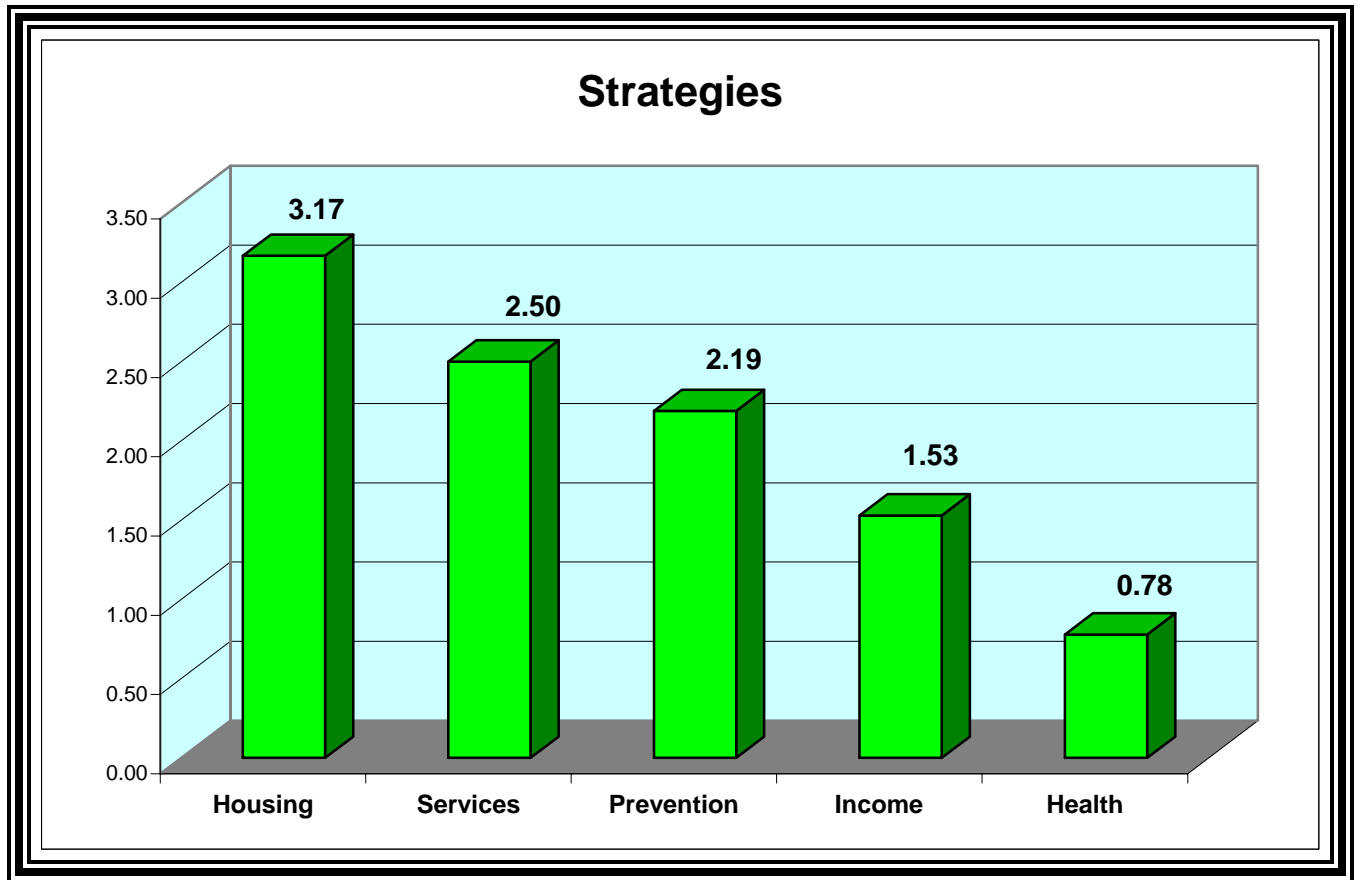
### Objectives to the Main Goal



1. Reduce the number of Homeless Families
2. Reduce the number of Homeless Youth
3. Reduce the number of Chronically Homeless Individuals
4. Reduce the number of Non-chronically Homeless Individuals
5. Reduce the number of Homeless Farm workers

In order to achieve the objectives with its limited resources, the Task Force will conduct adequate data collections of homeless and improve inadequacies in the current data collection systems.

## Strategies to Achieve the Objectives



1. Housing Strategy
2. Services Strategy
3. Prevention Strategy
4. Income Strategy
5. Health Strategy

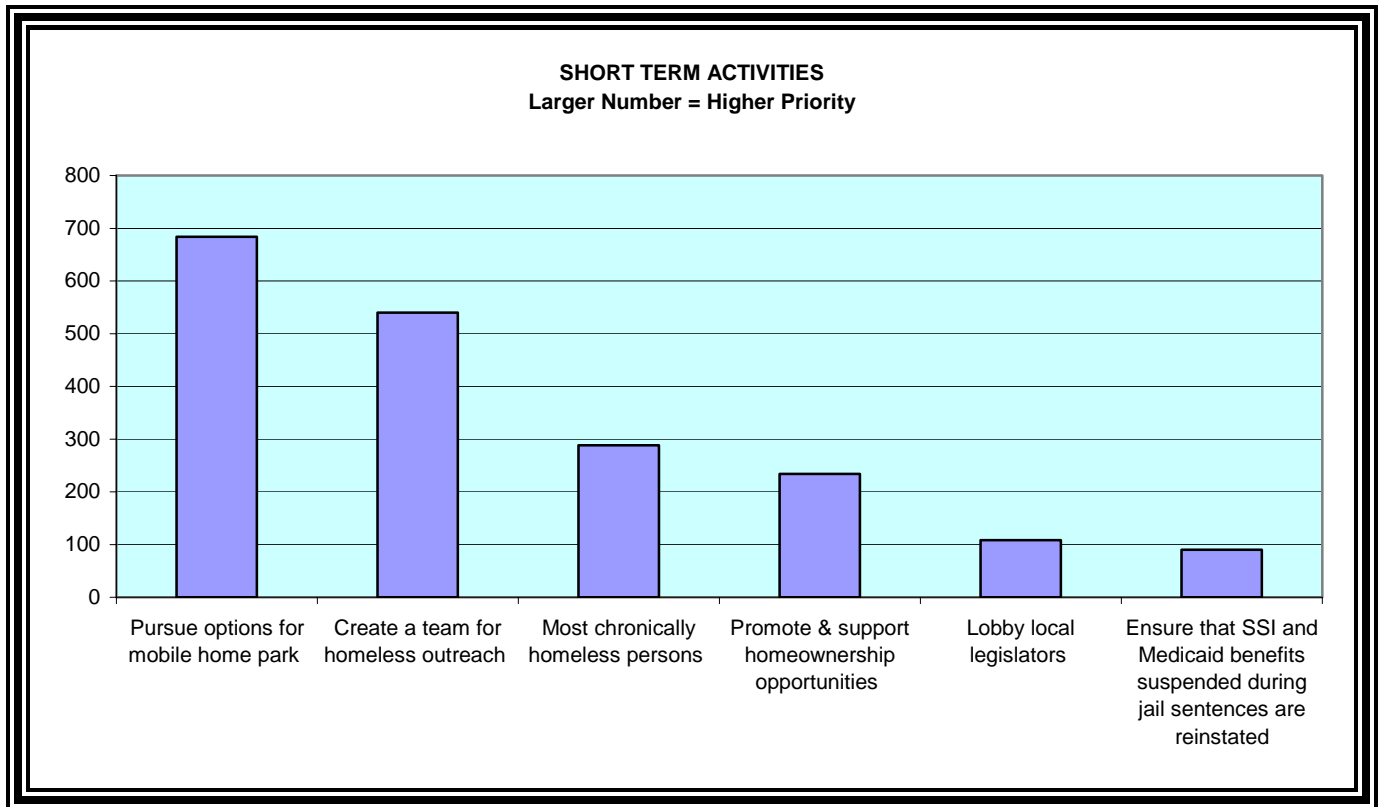
The strategies will provide a system to prevent homelessness through improvements in infrastructure and services.

## Activities and Actions To Achieve the Objectives & Strategies

A complete list of short and long term activities are listed in Section 5 of the Chelan and Douglas Homeless Housing Plan. Here is a summary of the communities' priorities of activities that are not currently underway.

### *Short Term Activities*

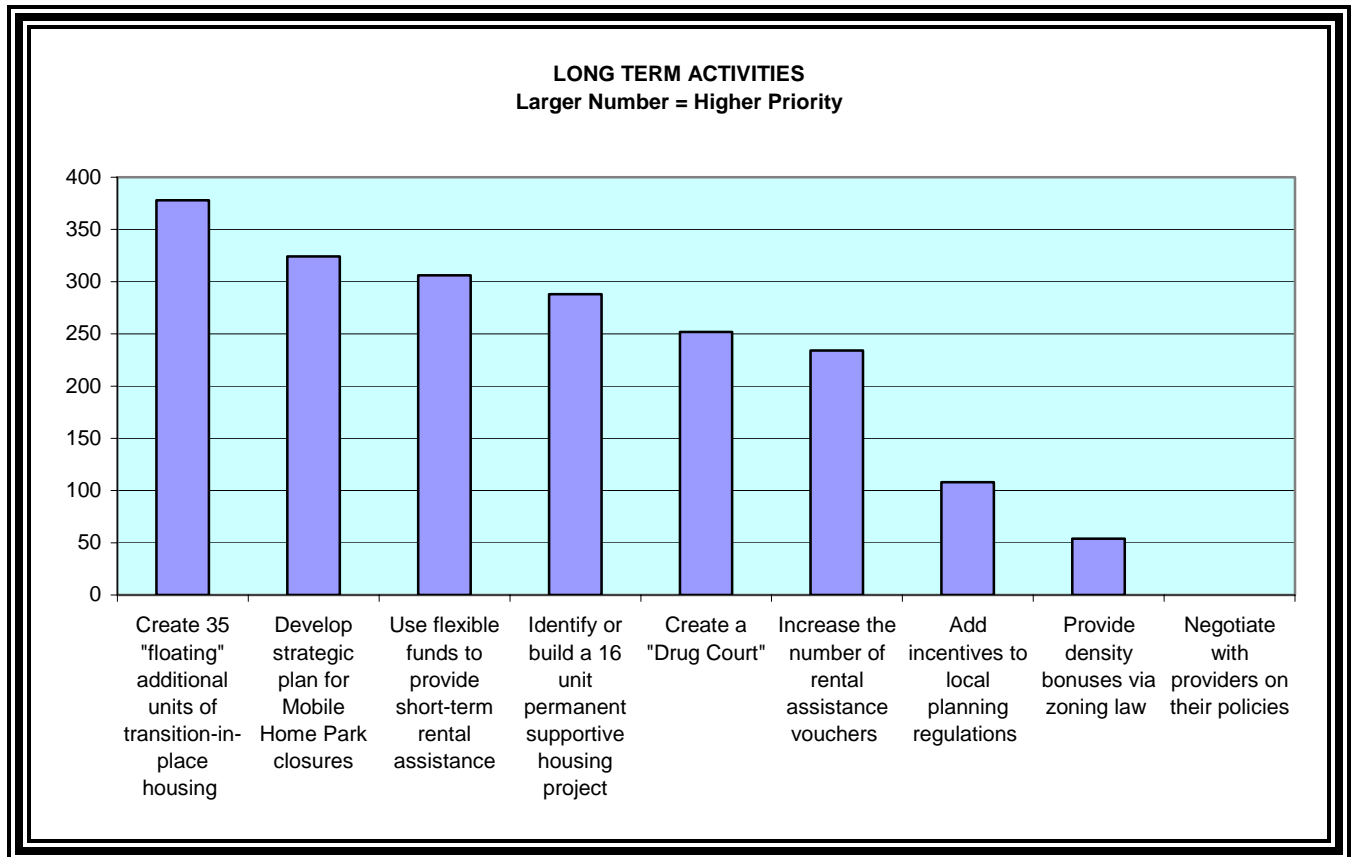
Many activities to impact homelessness are already being implemented or are ready to implement. We understand that the goal to reduce homelessness in Chelan and Douglas Counties will require simultaneous actions on many fronts that address the local objectives and strategies.



1. Pursue options for evicted mobile home park residents
2. Create a team for homeless outreach and engagement
3. Most chronically homeless persons are assessed for mental health and substance abuse issues
4. Promote & support homeownership opportunities for homeless families
5. Lobby local legislators for Privacy Law Exemptions to improve services for Homeless Youth
6. Ensure that SSI and Medicaid benefits suspended during jail sentences are reinstated at release

## Long Term Activities

Many of the short-term activities to impact homelessness are already being implemented or planned. The long-term activities may take longer to plan, implement and achieve.



1. Create 35 "floating" additional units of transition-in-place housing
2. Develop a strategic plan for Mobile Home Park closures
3. Use flexible funds to provide short-term rental assistance
4. Identify or build a 16 unit permanent supportive housing project
5. Create a "Drug Court" for parents with drug and alcohol convictions and create a jail discharge plan
6. Increase the number of rental assistance vouchers
7. Add incentives to local planning regulations to encourage development of affordable housing
8. Provide density bonuses via zoning law to encourage development of affordable housing
9. Negotiate with providers on their policies to identify and enroll eligible individuals in applicable programs without deterring the person from participation due to restrictive rules and requirements

## Homeless Housing Resources

Housing Type	Beds for Singles	Beds for Families	Total Beds
<b>Emergency Shelter Total</b>	<b>56</b>	<b>64</b>	<b>120</b>
Women's Resource Center	18	40	58
Domestic & Sexual Violence Center	5	13	18
Hospitality House (Men only wing)	22	0	22
Hospitality House	9	9	18
Upper Valley MEND	2	2	4
<b>Transitional Housing Total</b>	<b>104</b>	<b>190</b>	<b>281</b>
Women's Resource Center	7	24	31
Community Action Crescent Village	4	44	48
Community Action Sunset Ridge	2	24	26
Community Action TBRA	0	98	98
Hospitality House	78	0	78
<b>Permanent Supportive Housing Total</b>	<b>0</b>	<b>0</b>	<b>0</b>
<b>Total All Facilities</b>	<b>147</b>	<b>254</b>	<b>401</b>
Source: 2005 Annual HUD McKinney Application Report.			

The considerable needs of the Chelan and Douglas Counties' homeless are met by a limited number of service and provider agencies. There are not enough staff or services to meet the needs of the local homeless. Faith-based organizations, non-profits, advocacy groups, and governmental agencies provide a wide variety of services, case management and housing or shelter services. Survival services are offered including food, clothing, transportation, emergency shelter and initial furnishings for housing set-up. Employment skills, life skills training, case management services, substance abuse counseling and treatment, and mental health counseling are provided by several local agencies.

Data on local programs receiving funds from the State of Washington Department of Community, Trade, and Economic Development, *Annual Emergency Shelter Assistance Program* report the number of homeless people served in the year covered by July 2003-June 2004. The *Client Characteristic Report* indicates shelters and transitional facilities served 1,562 homeless persons. The largest household type served were persons in families headed by single women with children, which represented 552. Next were single men at 502 and single women at 213. Ethnic origins of those served with ESAP funds were predominantly Hispanic (64%) and white (27%).

---

## Section 1 – Contact Information

<b>Jurisdiction:</b>	Chelan County
<b>Other Jurisdictions Represented in this Plan:</b>	Douglas County
<b>Date of Plan Adoption</b>	12/19/2005

<b>Jurisdiction Contact Person</b>		<b>Plan Contact Person</b>	
Name:	Cathy Mulhall	Name:	Roxi Nanto
Title:	County Administrator	Organization:	CC Consulting
Address:	350 Orondo Street	Address:	2961 Riviera Blvd.
	Wenatchee WA 98801		Malaga, WA 98828
Phone:	509.667.6215	Phone:	509.665.9787
Email:	<a href="mailto:Cathy.Mulhall@co.chelan.wa.us">Cathy.Mulhall@co.chelan.wa.us</a>	Email:	<a href="mailto:nanto@televar.com">nanto@televar.com</a>
Fax:	509.667.6599	Fax:	509.664.6437

<b>Planning Group Name:</b>	<b>Chelan Douglas Homeless Housing Task Force</b>	
<b>Planning Body Members:</b>		
<b>Name</b>	<b>Agency</b>	<b>Representing</b>
<b>Cathy Mulhall</b>	<b>Chelan County</b>	<b>County Representative</b>
<b>Mary Hunt</b>	<b>Douglas County</b>	<b>County Representative</b>
<b>Lori Barnett</b>	<b>City of East Wenatchee</b>	<b>City Representative</b>
<b>David Stalheim</b>	<b>City of Wenatchee</b>	<b>City Representative</b>
<b>Allison Williams</b>	<b>City of Wenatchee</b>	<b>City Representative</b>
<b>Jim Colvin</b>	<b>Chelan Douglas RSN</b>	<b>Mental Health Services</b>
<b>Alicia McRae</b>	<b>Chelan Douglas Housing Authority CCWHA</b>	<b>Housing Provider</b>
<b>Bob Soule</b>	<b>Chelan Douglas Community Action Council</b>	<b>Service &amp; Housing Provider</b>
<b>John Black</b>	<b>Women’s Resource Center / Bruce Housing</b>	<b>Formerly Homeless &amp; Housing Prov.</b>
<b>Stephanie Hood</b>	<b>Destiny Christian Center</b>	<b>Service Provider</b>
<b>MaryAnne Preece</b>	<b>Domestic &amp; Sexual Violence Crisis Center of C &amp; D Counties</b>	<b>Service &amp; Housing Provider</b>
<b>Debbie Schomer</b>	<b>DSHS</b>	<b>Service Provider</b>
<b>Darlene Henson</b>	<b>John L. Scott Realty</b>	<b>Service &amp; Housing Provider</b>
<b>Phoebe Nelson</b>	<b>Women’s Resource Center</b>	<b>Service &amp; Housing Provider</b>
<b>Jan Berg</b>	<b>National Alliance for the Mentally Ill (NAMI)</b>	<b>Advocacy Group</b>
<b>Sam Lankhaar</b>	<b>National Alliance for the Mentally Ill (NAMI)</b>	<b>Formerly Homeless &amp; Advocacy Group</b>
<b>Ruth Esparza</b>	<b>NW Justice Project</b>	<b>Service Provider</b>
<b>Gilberto Alaniz</b>	<b>OIC – Wash. Farmworker Investment Program</b>	<b>Service Provider</b>
<b>J. Randal Reddell</b>	<b>Wen. Planning Comm.</b>	<b>Service Provider</b>
<b>Tamera Ramey</b>	<b>Promise Club</b>	<b>Formerly Homeless &amp; Service Prov.</b>
<b>Pastor Bob Shepard</b>	<b>Serve Wenatchee Valley</b>	<b>Service Provider</b>
<b>Lisa Romine</b>	<b>Skillsource (Job Training)</b>	<b>Service Provider</b>
<b>Leta J. Weyenberg</b>	<b>Women’s Resource Center / Bruce Housing</b>	<b>Service &amp; Housing Prov.</b>

The Chelan Douglas Homeless Housing Task Force is an on going group that meets periodically to direct the overall goals of reducing homelessness by establishing priorities for homeless services and programs, and developing a standard process for fund allocations of revenues collected through HB 2163. While using of the homeless definition through federal funding sources such as HUD and McKinney-Vento, the Task Force shall also consider unique local issues and factors that affect homelessness in Chelan and Douglas Counties.

## Section 2 - Homeless Population and Subpopulations

Table already completed for most counties as part of HUD McKinney Process

<b>Part 1: Homeless Population</b>	<b>Sheltered</b>		<b>Unsheltered</b>	<b>Total</b>
	<b>Emergency</b>	<b>Transitional</b>		
1. Homeless Individuals	65	31	5	101
2. Homeless Families with Children	10	32	0	42
2a. Persons in Homeless Families with Children	27	103	0	130
<b>Total (lines 1 + 2a only)</b>	92	134	5	231
<b>Part 2: Homeless Subpopulations</b>	<b>Sheltered</b>		<b>Unsheltered</b>	<b>Total</b>
1. Chronically Homeless	45			
2. Severely Mentally Ill	40		2	42
3. Chronic Substance Abuse	20		0	20
4. Veterans	20		4	24
5. Persons with HIV/AIDS	1		0	1
6. Victims of Domestic Violence	32		0	32
7. Unaccompanied Youth (Under 18 years of age)	1		0**	1
8. Single Adult Men*				
9. Single Adult Women*				
10. Chronically Physically Disabled*				

\*Optional

### “Other Local Factors Affecting Homeless Populations and Subpopulations”

<b>Part 3: Local Homeless Subpopulations</b>	<b>Sheltered</b>	<b>Unsheltered</b>	<b>Total</b>
1. Homeless Youth (Under 18 yrs)	300*	130	430*
2. Children Being Raised By Relatives	220**		220**
3. Farmworkers – Migrant/Seasonal	2,000***	4,000	6,000***

\* Based on District reported estimates that appear to be under reported as noted on page 19.

\*\* Based on estimates reported by Support Group agencies and are believed to be under reported.

\*\*\* Based on estimates reported by Department of Health field supervisor, Jim Fouty.

### Section 3 - Housing Activity Charts

First three tables already completed for most counties as part of the HUD McKinney process

<b>EMERGENCY SHELTER</b>													
Provider Name	Facility Name	HMIS			Geo Code	Target Pop.		2005 Year-Round Units/Beds				2005 Other Beds	
		Part. Code	Number of Year-Round Beds			A	B	Family Units	Family Beds	Individual Beds	Total Year-Round	Seasonal	Over-flow/ Voucher
<b>Current Inventory</b>		Ind.	Fam.										
Women's Resource Center	Bruce Housing			531 728	M		15	40	18	58			
Domestic & Sexual Violence Crisis Center	DSVCC Shelter			539 007	M	DV	4	13	5	18			
Hospitality House	Hospitality House			531 728	SM				22	22			
Hospitality House	Haven of Hope			531 728	M		3	9	9	18			
<b>TOTALS</b>					<b>TOTAL</b>		22	62	54	116			
<b>Under Development</b>													
<b>Anticipated Occupancy Date</b>													
					<b>TOTAL</b>								
<b>Unmet Need</b>					<b>TOTALS</b>								
<i>(Optional for December 2005)</i>													

Definition of Target Populations: SM= only Single Males (18 years and older); M= mixed populations; DV= only Domestic Violence victim





**Tenant Based Rental Assistance Targeted to Homeless Persons**

Provider Name	Geo Code	Target Pop		Family Units	Family Beds	Chronic Individual Beds	Individual Beds	Total Year-Round Bed Equivalents
		A	B					
Community Action	539007	M		39	98	0	0	98
			<b>TOTALS</b>					

Definition of Target Populations: SM= only Single Males (18 years and older); M= mixed populations; DV= only Domestic Violence victim

**Housing Choice Vouchers (Section 8) Targeted to Homeless Persons**

Provider Name	Geo Code	Target Pop		Family Units	Family Beds	Chronic Individual Beds	Individual Beds	Total Year-Round Bed Equivalents
		A	B					
Housing Authority	539007	M	DV / Nat. Disaster	418**	1780**	0	0	1780
			<b>TOTALS</b>					

Definition of Target Populations: SM= only Single Males (18 years and older); M= mixed populations; DV= only Domestic Violence victim  
 Housing Authority provides preferences for victims of domestic violence or natural disasters with a cap of 60 percent of total.

---

## **Section 4 - Homeless Services Needs**

### **CHELAN DOUGLAS HOMELESS HOUSING TASK FORCE**

**The Chelan Douglas Homeless Housing Task Force shall be the group that will direct the overall goals of reducing homelessness in Chelan and Douglas Counties. The Task Force will develop and update the Local 10 Year Homeless Housing Plans according to guidelines established for House Bill 2163. The Task Force through the local plan shall establish priorities for homeless services and programs. Through gaps identified within the Plan, the Task Force shall utilize a standard process for fund allocations of revenues collected through HB 2163.**

**The “Point In Time” count conducted in January of each year by HUD, will provide a count of homeless that meet the homeless definition through federal funding sources such as HUD and McKinney-Vento. The Task Force shall also utilize local data and counts to more accurately reflect our subpopulations of homeless that are unique to our region and directly affect homelessness in Chelan and Douglas Counties.**

#### **HOUSING AFFORDABILITY**

The costs for housing and land have been increasing in Chelan and Douglas Counties over the last decade. The increased cost of land ultimately increases the cost for single-family homes and multifamily developments. Higher sales and lower numbers of listings equate to a strong housing market. While good for the economy, this trend can affect housing affordability for low-income families or those at risk of becoming homeless.

Between 1997 and 2003, median home prices increased 8 percent to \$137,100. (US Census) Between 2004 and 2005, the average home sales price increased 8 percent going from \$187,643 to \$203,877. Additionally, overall rental vacancy rates indicate access to rental housing is becoming more competitive. Comparing August of 2004 with August 2005, vacancy rates have gone from five percent to four percent. (Pacific Appraisal Associates, Housing Market Snapshot, 9/2005)

#### **PREVENTION**

A mobile home park in Wenatchee (Ninth Street) is slated to close in late 2006 or early 2007. There are 83 spaces housing 76 older mobile or manufactured homes. Residents were surveyed in early 2005. Ninety four percent are low income. Most of the residents are employed in the agricultural field (61%) and have limited English-speaking skills (85%). Many of the remaining residents are limited income individuals or couples on social security, either disabled SSI or elderly retirement benefits (16%). Options of moving to another mobile park were explored but limited vacancies in other parks and the age of the units made relocation options difficult if not non-existent. Currently, with roughly 20 vacancies at other parks, the residents’ options haven’t changed. Eighty two percent of residents own their mobile unit and though older many can be moved. When this park closes residents will not have many options. The market rate rentals have a four percent vacancy rate and low-income rental projects have less than a four percent vacancy rate (As of 9/2005, Pacific Appraisals & CC Consulting). With little relocation options this situation has the potential to create a huge increase in the local number of homeless families.

Outreach and education are other important issues. Housing & Urban Development (HUD) requires a “point in time” count of the homeless but that takes place on January 26<sup>th</sup>, 2006. This count, while beneficial, will not address all segments of the local homeless population, specifically youth and farm workers. Seasonal farm workers, which come into the area for harvest, will be missed during this count. According to the Washington State Labor Market and Economic Analysis Branch of Employment Security, North Central Washington (Chelan, Douglas, Kittitas, Okanogan Counties) had over 7,500 workers in July harvesting cherries, at the same time over 8,500 were working as apple thinners. This is generally seasonal employment.

The “point in time” count does not address youth or individuals ‘couch surfing’ or living in abandoned buildings, families living in substandard housing, in garages, basements, or other structures not intended for habitation. These non-traditional homeless are difficult to locate and are not included in the January yearly count.

### **MENTAL HEALTH TREATMENT**

Fifty three percent of Chelan –Douglas Counties’ homeless suffers from some degree of mental illness (Richard Stride, Catholic Family & Child Services). Many cases are directly related to self-medication or drug abuse. Flexible funds for mental illness are needed to prevent homelessness. Flexible funds are needed for items such as rental assistance for those at risk of eviction, entry rental fees such as first/last/deposit, household items to make the home habitable such as furniture or appliances, emergency services and medication for the gap of time before medical coupons go into effect. A limited amount of discretionary funds would help fill the crisis and gap created by the restriction of services providers are allowed to provide to ineligible or Non-Medicaid clients. Mental Health providers report that roughly ten percent (10%) of individuals served are turned away due to the change in Medicaid eligibility guidelines. Support group services need to be extended for longer time periods.

### **ALCOHOL & DRUG ABUSE TREATMENT**

Co-occurring with mental health issues is the increase in use of methamphetamine or Meth. Women, often wives & mothers, with “Meth.” addiction are new disturbing social trends developing in Chelan – Douglas Counties. Many of these women are increasingly coming from middle class families. According to Domestic & Sexual Violence Crisis Center, an increase of prostitution in our area is a direct result of this “Meth.” addiction. More appropriate than jail for alcohol or drug abuse convictions would be a safe house facility for women and children to live and receive case management services and counseling for one to two years. A “Drug Court” is needed to address this disturbing trend that is destroying families. Support group services need to be extended for longer time periods.

Parents’ substance abuse issues affect extended families as well. According to the Area Agency on Aging, many grandparents and relatives are raising children due to parent(s) serving time for drug/alcohol convictions. They offer a support group for those guardians.

### **DOMESTIC VIOLENCE CASE MANAGEMENT**

According to Domestic & Sexual Violence Crisis Center, ninety percent (90%) of domestic violence victims return to their abuser due to lack of services or time constraints imposed on services (housing, assistance, training, transportation). Generally, emergency housing is limited to ninety days. After emergency services run out the abused victim has no money or other options than to return to the dangerous situation from which they fled. The Housing Authority has public housing but there is up to a 3-year waiting list. The Housing Authority of Chelan

County and the City of Wenatchee provides preferential treatment to victims of domestic violence through their Section 8 voucher program. The victim and the family move to the top of the list to access rental assistance.

Incidences of domestic violence are even more prevalent during the harvest season as housing is even more difficult to access. The increased population creates more cases of crisis need which limits even further a finite amount of options. Support group services need to be extended for longer time periods.

## **FARMWORKER HOUSING**

The harvest season sees a huge influx of seasonal farm workers and their families into the area from May through October. It is estimated that that the area has a total of about 2,000 beds available. According to Jim Fouty, Washington State Department of Health, an additional 4,000 beds are needed to handle the demand from migrant workers in Chelan – Douglas Counties.

Department of Health reports that during June and July of 2005, 459 persons requested vouchers for housing assistance. Of those, roughly half were single adults and half were families with children.

Discussed above under the heading of PREVENTION is a mobile home park slated closure. A significant number of agricultural worker households (41) reside in the park and are at risk of dislocation.

## **YOUTH**

Privacy laws prevent communication between agencies, which results in a lack of coordination of services. Legislation needs to exempt these laws as it relates to “youth in crisis”.

The Wenatchee School District Homeless Liaison estimates that 9.7 percent or roughly 700 students of the total student body were homeless in the 2004/2005 school year, although only 310 homeless students were served. Identification of homeless youth is a challenge. At the time of registration for school many youth are not identified as homeless as they will put down a fictitious address, and/or phone number.

Currently, no shelters exist for teens in our area. Many homeless children are not enrolled in school so accessing services are difficult. Children lose months of academic progress when they move due to homelessness. The larger school districts provide certified Counselors. However, the smaller school districts may only have counseling available one day a week and in some instances not at all. Long term, a shelter or safe house is needed for homeless youth where they can be housed, fed and have access to services, counseling and medical care.

According to the National Alliance for the Education of Homeless Children and Youth and the National Law Center on Homelessness and Poverty:

### **Unaccompanied Youth**

- ❖ Over 50 percent report physical abuse
- ❖ Over 33.3 percent report sexual abuse
- ❖ Over 50 percent of the youth were either told to leave or the parents didn't care

### **How many homeless children?**

- ❖ At least 10 percent of American children living in poverty, and 2 percent of all American children will experience homelessness over the course of a year
- ❖ Over 40 percent of children who are homeless are under the age of 5

### **The effects of mobility (changing schools)**

- ❖ It takes children 4 to 6 months to recover academically after changing schools
- ❖ Students who change high schools even once were less than half as likely as stable students to graduate

The Chelan Juvenile Justice Center has four beds housed in the Juvenile Detention Center for youth. The beds are generally utilized in the case of run-away youth. Based on availability, the targeted beds can be used at any time by youth needing a place to stay for a short period of time.

### Challenges Identifying Homeless Youth

According to *Visions of a Brighter Future* a report conducted by the University of Washington, Center for the Study and Teaching of At-Risk Students (C-STARS), homelessness among students in Washington State is a definite issue. The report states, “Compared to other state and national data, identification and program enrollment for homeless preschoolers and school-age children are woefully inadequate.”

Local school districts’ homeless counts utilizing the McKinney Vento definition of homelessness reflect the above quote. Chelan County reported 1.6 percent of their enrolled students as homeless. Douglas County reported 2.7 percent of students are homeless. The largest district in the County, Wenatchee School District, reported 2.2 percent of students or 157 were homeless. (*Office of Superintendent of Public Instruction*) During the 2004/2005 school year, the Wenatchee School District Homeless Liaison, reported serving 310 homeless students or 4.2 percent of all students. The largest school district in Douglas County, Eastmont School District, reported only .1 percent or 7 students, while Bridgeport School District reported 25 percent of students as homeless.

“In addition to under-identification, data from a community survey indicates that under-enrollment is also a factor in the low numbers of reported homeless students. Shelter providers noted that 23 percent of homeless children (K–12) and 52 percent of unaccompanied youth were *not* enrolled in schools. In short, if Washington State is to assist all children in succeeding, school districts must improve the identification and enrollment of children experiencing homelessness.” (*Visions of a Brighter Future*)

The *Visions of a Brighter Future* community survey was a paper survey mailed to shelter providers in eight communities corresponding with the following school district areas: Everett, Kent, Longview, Olympia, Spokane, Sumner, Walla Walla, and Yakima.

## McKinney Vento Homeless Funds

Local school districts' utilizing the McKinney Vento funding are required to use the following definition of homelessness.

McKinney Vento Homeless definition:

- (1) An individual who lacks a fixed, regular, and adequate night time residence; and
- (2) An individual who has a primary night time residence that is--
  - A) A supervised publicly or privately operated shelter designed to provide temporary living accommodations (including welfare hotels, congregate shelters, and transitional housing for the mentally ill);
  - B) An institution that provides a temporary residence for individuals intended to be institutionalized; or
  - C) A public or private place not designed for, or ordinarily used as, a regular sleeping accommodation for human beings.

---

**Section 5 – Strategy Summary \*\*See Attached Exhibit A\*\***